


KS1


Cursive

Letter Formation

Extra Practice

Name: _____

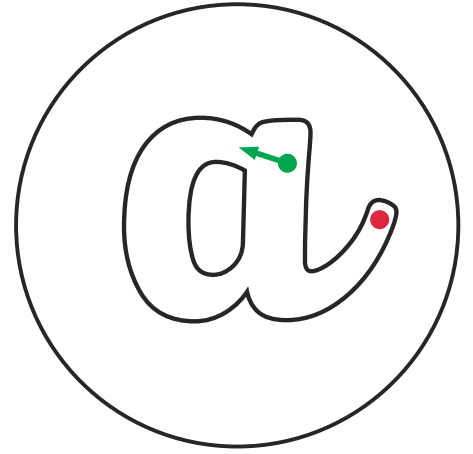




The Letter 'a'

Start with a c and then go upwards all the way.

Go straight back down again and hooray – you made an **a**!



Can you add an 'a' to these words to complete the words and phrases?

 n rm



 ngry m n




 rctic nim ls



a

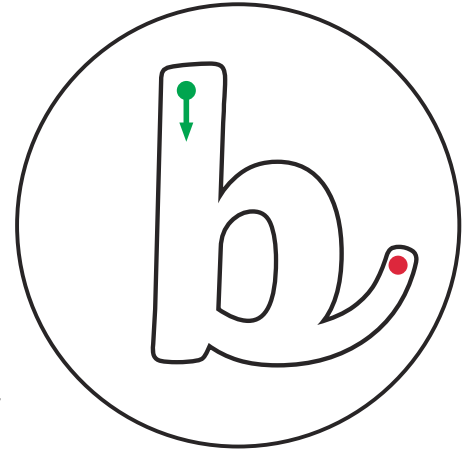
a



The Letter 'b'

Go straight down and halfway up again neatly.

Then all the way around and join to the bottom to make a **b**!

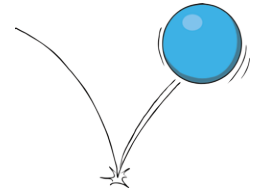


Can you add a 'b' to these words to complete the words and phrases?


uzzing ee



ouncy all




ilding ricks



b

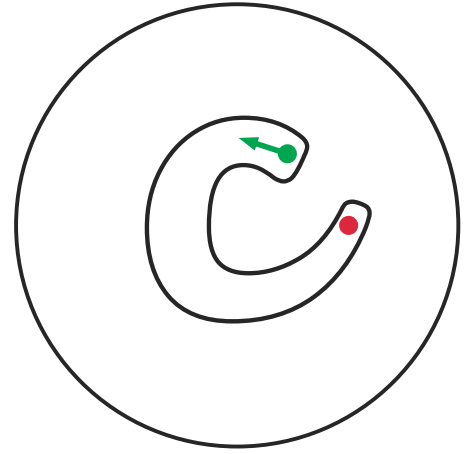
b



The Letter 'c'


Start drawing a circle and curl slowly.

Stop before you finish and it makes a c.



Can you add a 'c' to these words to complete the words and phrases?


rab law



lean ar




lever at



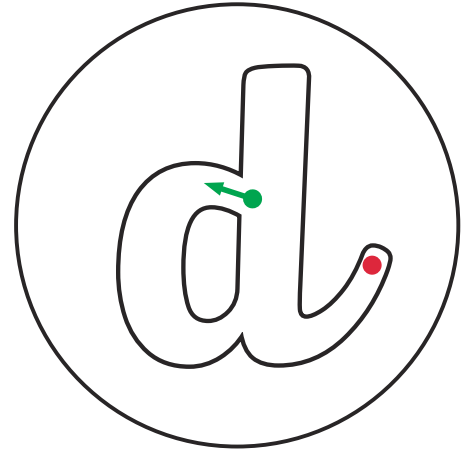
c

c



The Letter 'd'

Start with a c and then climb a tree.
Come back down and you have a
d!




Can you add a 'd' to these words to complete the words and phrases?

 ry ishes



 otty ice




sa og



d

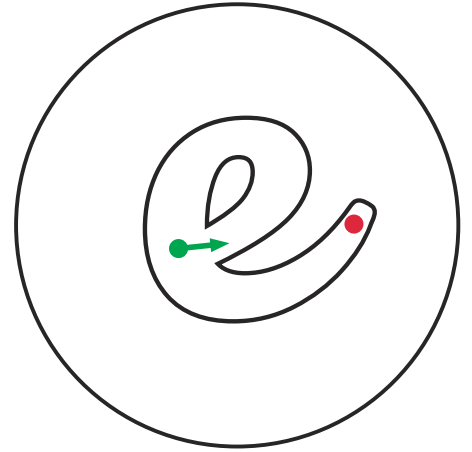
d



The Letter 'e'

Start in the middle and go across carefully,

Then curl like a snail and you have an **e**!




Can you add an 'e' to these words to complete the words and phrases?

r_d_lf



_l_phant




_ight_ggs



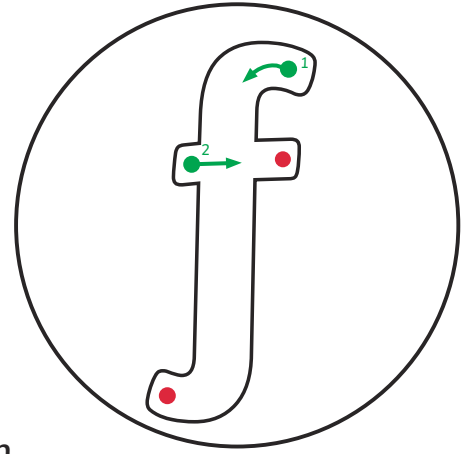
e

e



The Letter 'f'

Curl the top, go straight down and swing to the left. Go back up and cross the belly of your **f**!




Can you add an 'f' to these words to complete the words and phrases? What sound does the 'f' make in each word?

ive ingers



unny ish




resh lowers




f

f



The Letter 'g'

To begin writing a **g**, you need a c,
Then go down and make a tail for
a little monkey!



Can you add a 'g' to these words to complete the words and phrases?

ood irl



reen rass




uinea pi



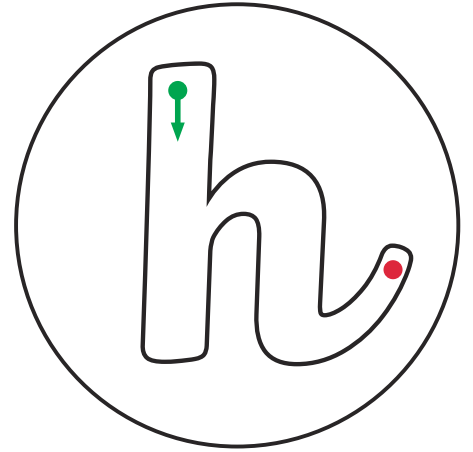
g

g



The Letter 'h'

Start at the top, go straight down and back halfway. Then over a hump and down to the line to make an **h**!




Can you add a 'h' to these words to complete the words and phrases?


appy edge og



ungry ippo



alf of a eart



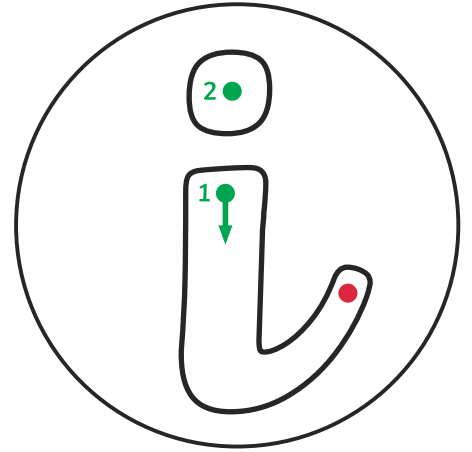
h

h



The Letter 'i'

Go straight down,
then take your pencil off to fly...
Right up to the top,
draw a dot and you have an **i**!



Can you add an 'i' to these words to complete the words and phrases?


 ce cream



 guana



 cy gloo



i

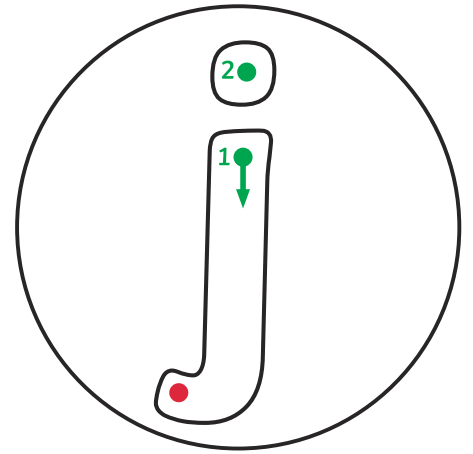
i



The Letter 'j'

Go straight down, under the line and then which way?

A tiny curl to the left, then fly to the top and dot your j.




Can you add a 'j' to these words to complete the words and phrases?

otly ester



ungle aguar




umping ellybean



j

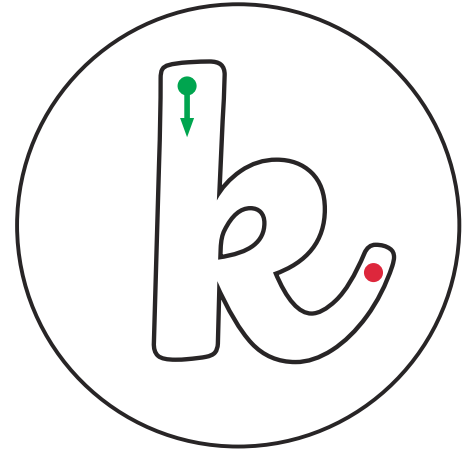
j



The Letter 'k'

Whoosh all the way down,
go halfway up and around.

Go down and out with a flick,
your **k** is ready to kick!



Can you add a 'k' to these words to complete the words and phrases?

ind ing



angaroo ic



oala eep



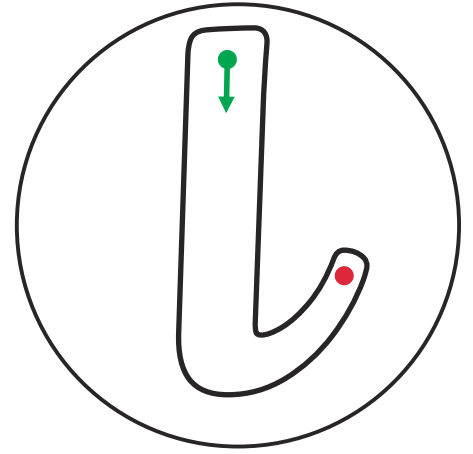
k

k



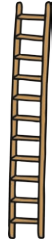
The Letter 'l'

Start up high and then go down – you're doing well. Then the tiniest curl to the right and you have an **l**!



Can you add an 'l' to the words to complete these words and phrases?


 ong adder



 arge ion




 oud amb




l

l



The Letter 'm'

Start at the top, down, up, over and down again.
Up and over and down once more to finish your **m**!



Can you add an 'm' to these words to complete the words and phrases?

any ice



oving ote




arvellous edicine



m

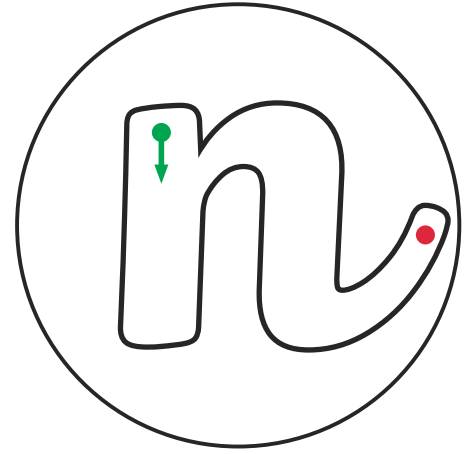
m



The Letter 'n'

Start at the top, go down,
then up and then...

Go over and down to the bottom
and there you have an **n**!



Can you add an 'n' to these words to complete the words and phrases?

ew ecklace



ice urse




poi ty eedle



n

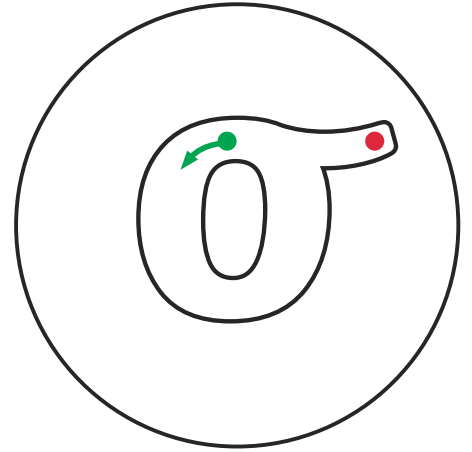
n



The Letter 'o'


Start at the top and go anticlockwise, carefully and slow,

When your circle comes back to the top you have an **o**!




Can you add an 'o' to these words to complete the words and phrases?

 ld x



 range val




 ff and n



o

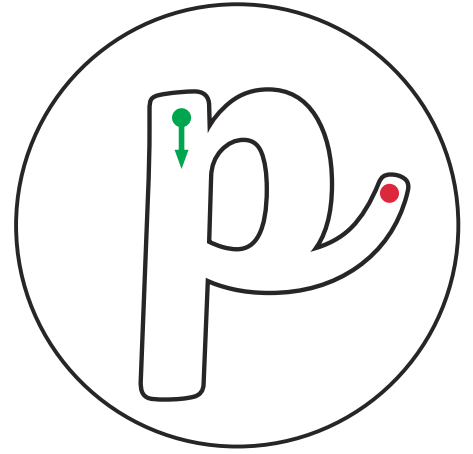
o



The Letter 'p'

Start at the top, go down under the line and then back neatly,

Then draw a curve that joins onto your line to make a **p**!



Can you add a 'p' to these words to complete the words and phrases?

ink ants



aw rints




iece of izza



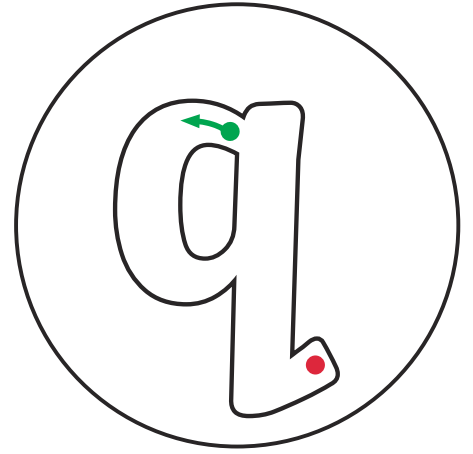
p

p



The Letter 'q'

Start with a c, go up, then down, then what do you do? Go under the line then flick to the right to make a letter **q**!




Can you add a 'q' to these words to complete the words and phrases?

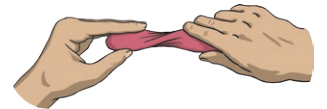
 uiet **u**eue



 uick **u**estion




 suash and **s**ueeze



q

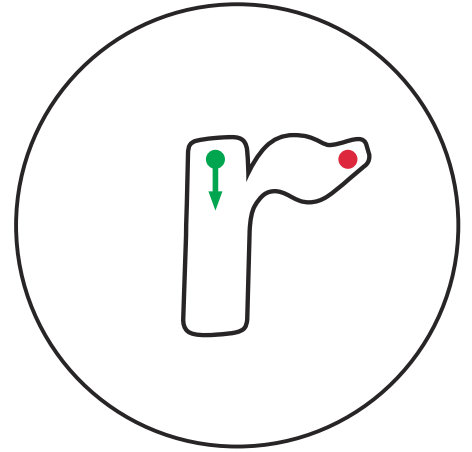
q



The Letter 'r'


Start at the top, go down, and up but not too far.

Then draw a small curl at the top to make your perfect **r**!




Can you add an 'r' to these words to complete the words and phrases?

ed obin



ipe aspberry




ound ing




r

r



The Letter 's'

s is bendy, s is curly, s thinks it's best...curl left, right, left to make an s!



Can you add an 's' to these words to complete the words and phrases?

ix tar



metly ock



ad pider



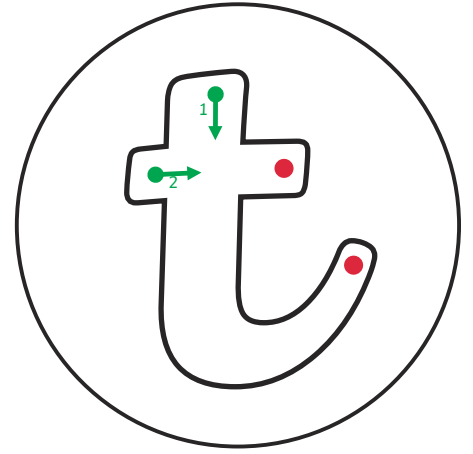
s

s



The Letter 't'

t isn't tall and it's not small, it's in between. Start at the top, go down and curl, then cross your 't'!



Can you add a 't' to these words to complete the words and phrases?

_iny _oad



_idy _able



_errible _iger



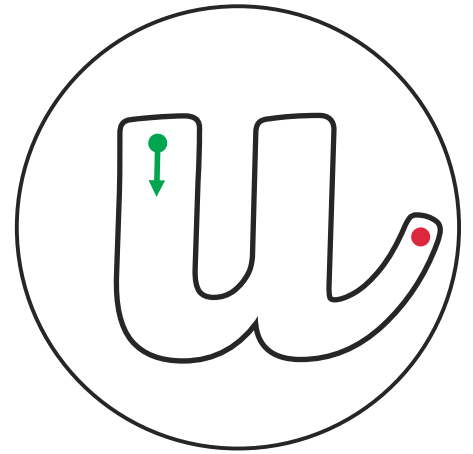
t

t



The Letter 'u'

Start at the top, go down, bend to the right and go up – woo! Go back down and then you've made the letter **u**!



Can you add a 'u' to these words to complete the words and phrases?

j _ mp _ p



_ nder the _ mbrella



_ n _ s _ al _ nicorn



u

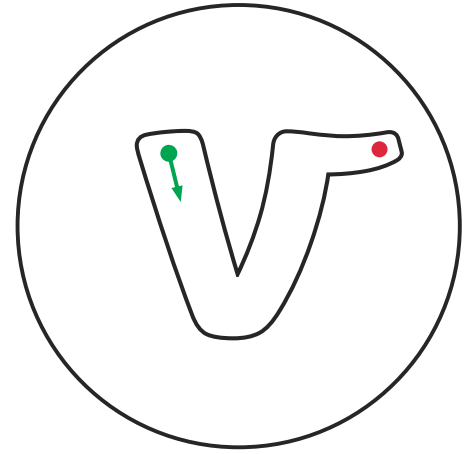
u



The Letter 'v'


v is made of lines, no curls or bends or humps to see.

Diagonally down and then back up, hooray you've made a v!



Can you add a 'v' to these words to complete the words and phrases? What sound does the 'v' make in each word?

iper enom



ery kind et



e il iltain



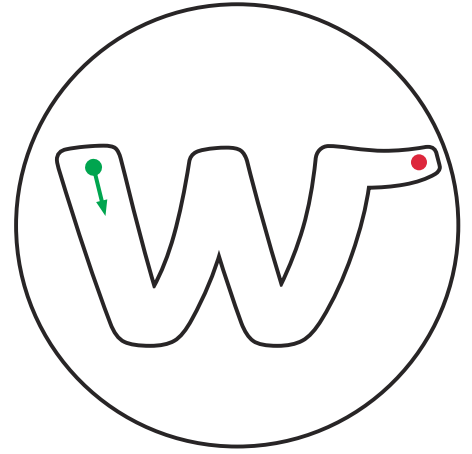
v

v



The Letter 'w'

Just like a v, there's only diagonal lines to do. Down, up, down, up is how you write a **w**!



Can you add a 'w' to these words to complete the words and phrases? What sound does the 'w' make in each word?

 avy ater



 icked itch



 et ellies



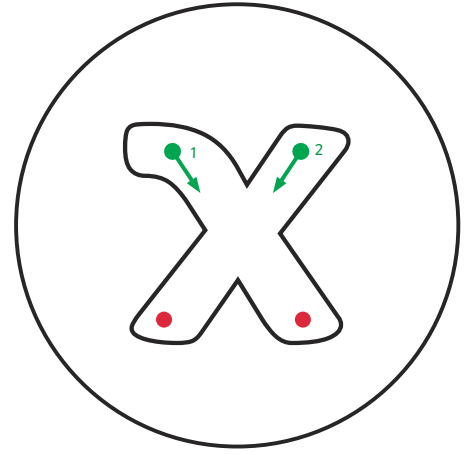
w

w



The Letter 'x'


Start at the top and draw a diagonal line from the left. Jump back to the top, go from right to left and you have an **x**!



Can you add an 'x' to these words to complete the words and phrases? What sound does the 'x' make in each word?

fire e_it

Handwriting practice lines for the word 'fire e_it'.



si fo_es

Handwriting practice lines for the word 'si fo_es'.



Ma_is e_cited

Handwriting practice lines for the word 'Ma_is e_cited'.



x

Handwriting practice line for the letter 'x'.

x

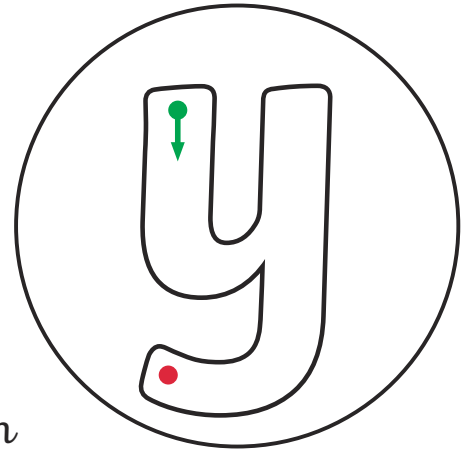
Handwriting practice line for the letter 'x'.

Additional blank handwriting practice lines for the letter 'x'.




The Letter 'y'

Go down, bend to the right then head up to the sky. Go down, under the line and swing left to make a **y**.



Can you add a **y** to these words to complete the words and phrases? What sound does the **y** make in each word?

 ellow otk



 awning bo



 oung bab



y

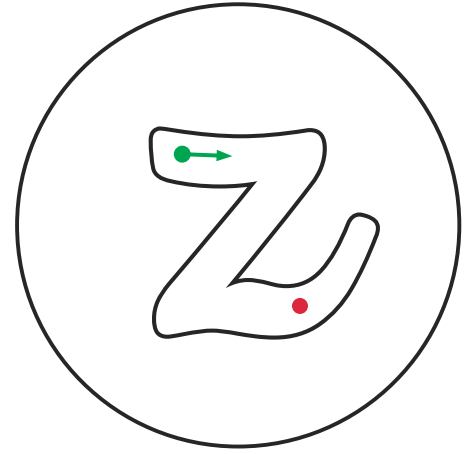
y



The Letter 'z'

Start on the left and go straight across the letter's head.

Then diagonally down then from right to left to make a **z**!



Can you add a 'z' to these words to complete the words and phrases? What sound does the 'z' make in each word?

 ebra at the oo



 ig ag



yummy pi a



z

z